


# WHP 28-29



## Short description

Water-air heater for 600 mm x 300 mm ventilation channels

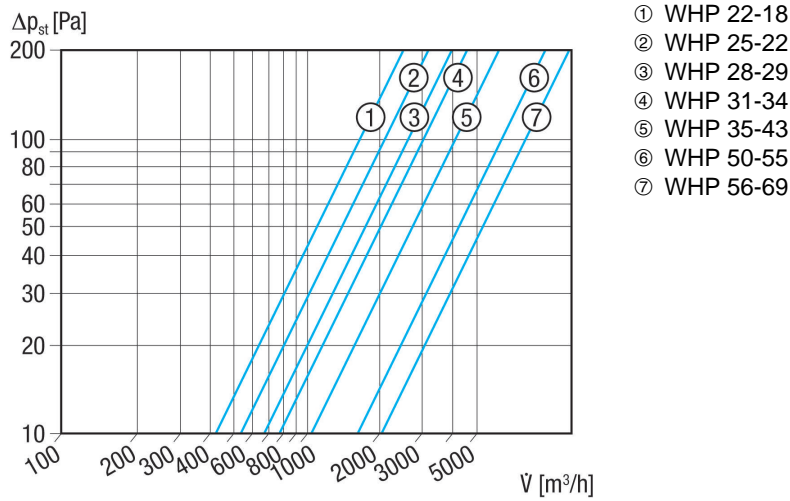
Article number 0082.0113

## Technical data

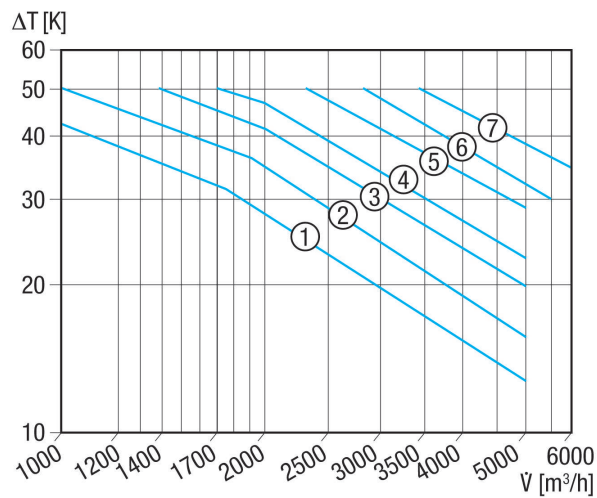
Min. flow velocity	
Max. flow velocity	3,5 m/s
Installation site	Channel
Installation position	vertical / horizontal
Housing material	Sheet steel, galvanised
Weight	5,86 kg
Weight including packaging	7 kg
Channel dimension	600 mm x 300 mm
Width	745 mm
Height	370 mm
Depth	110 mm
Width with packaging	860 mm
Height with packaging	460 mm
Depth with packaging	130 mm
Air heater type	Water
Heater power rating	29.400 W
Mass flow	1.296 kg/h
Inlet temperature	70 °C
Return flow temperature	50 °C
Max. water temperature	100 °C
Max. water pressure	8 bar
Water pressure difference	8.000 Pa
Packing unit	1 piece
Range	D
GTIN (EAN)	4012799821137

# WHP 28-29

## Characteristic curve Pressure losses

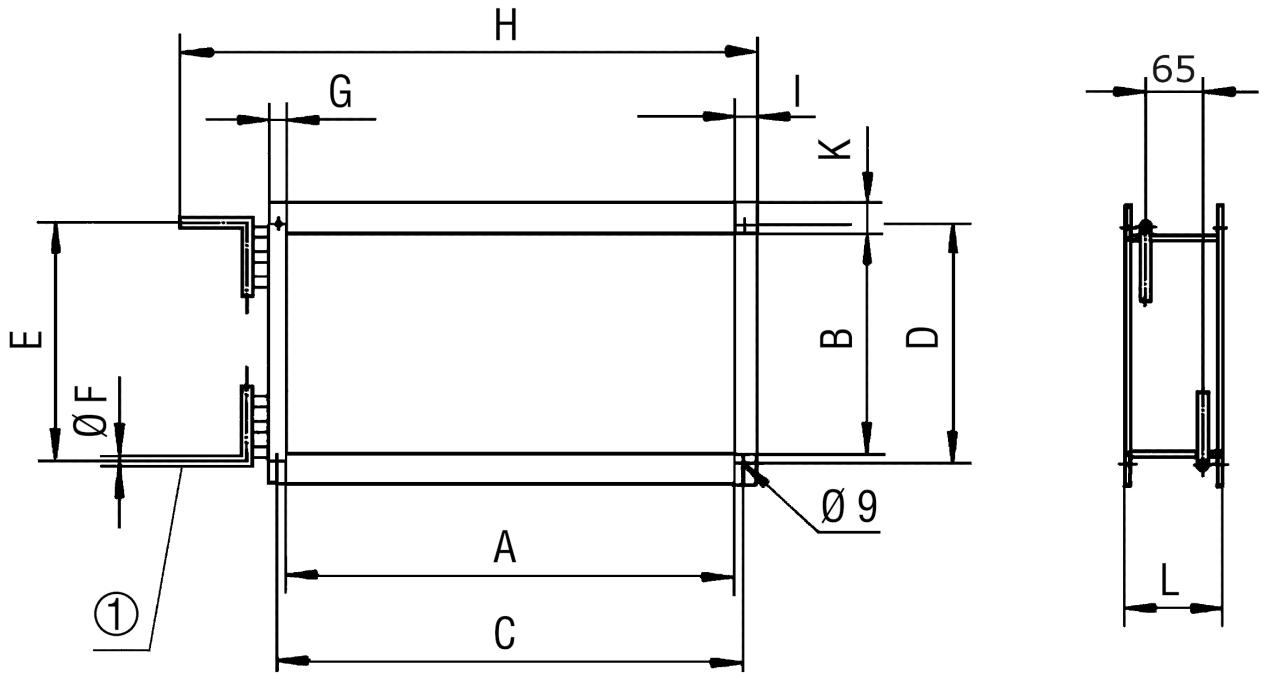


## Characteristic curve



# WHP 28-29

Dimensioned drawing [mm]



A	B	C	D	E	F	G	H	I	K	L
600	300	620	320	318	22	20	745	25	35	110

① Whitworth thread: 1/2" for WHP 22-18 and WHP 25-22; 3/4" for WHP 28-29, WHP 31-34 and WHP 35-43; 1" for WHP 50-55 and WHP 56-69