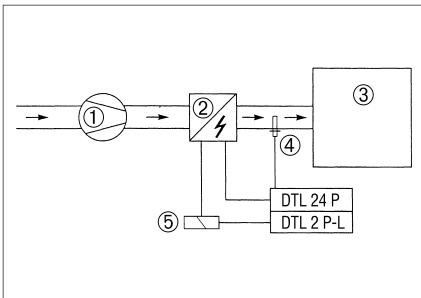


INSTALLATION INSTRUCTIONS

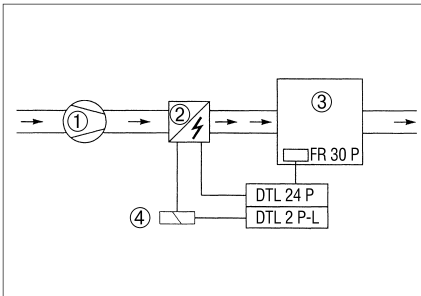
DHP 22-16

Constant supply air temperature with FL 30 P channel sensor



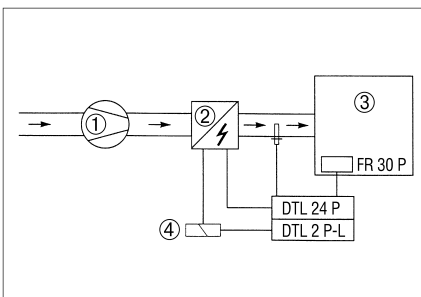
- ① Fans
- ② Electrical air heater
- ③ Room
- ④ FL 30 P channel sensor
- ⑤ Contactor

Constant room temperature with FR 30 P room sensor



- ① Fans
- ② Electrical air heater
- ③ Room
- ④ FR 30 P room sensor
- ⑤ Contactor

Constant room temperature with FR 30 P room sensor and FL 30 P channel sensor



- ① Fans
- ② Electrical air heater
- ③ Room
- ④ FL 30 P channel sensor
- ⑤ FR 30 P room sensor
- ⑥ Contactor