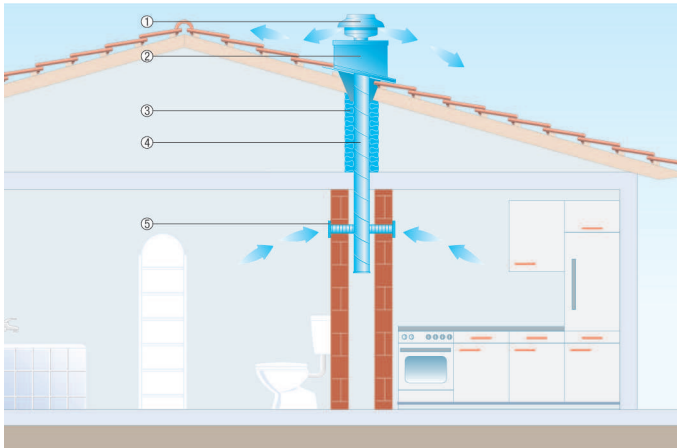


## EHD 25

### EHD roof fan for extracting air from single-family unit houses

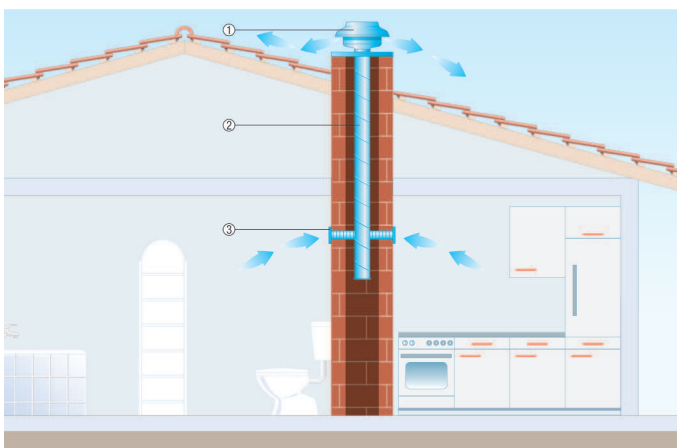
■ High levels of air humidity and bad odours reduce well-being. When extracting air with the EHD roof fan, the stale air is extracted via disk valves or an internal grille. Several different rooms can be connected to the central exhaust air duct to extract air from the entire single family house wherever possible. The exhaust air duct ultimately takes the exhaust air to the EHD on the roof. There the air is blown out of the horizontal air outlet.



- ① EHD mini centrifugal roof fan
- ② Roof socket
- ③ Insulation
- ④ Folded spiral-seams duct
- ⑤ Disk valve (e.g. TK, TM, TFA, TB) or internal grille (e.g. AZE, ESG)

### EHD roof fan for air extraction

■ High levels of air humidity and bad odours reduce well-being. When extracting air with the EHD roof fan, the stale air is extracted via disk valves or an internal grille. Several different rooms can be connected to the centralised exhaust air duct to extract air from the entire building wherever possible. The exhaust air duct ultimately takes the exhaust air to the EHD on the roof. There the air is blown out of the horizontal air outlet. The EHD roof fan can also be installed on a masonry installation shaft. The roof socket provided is very well suited to this task.

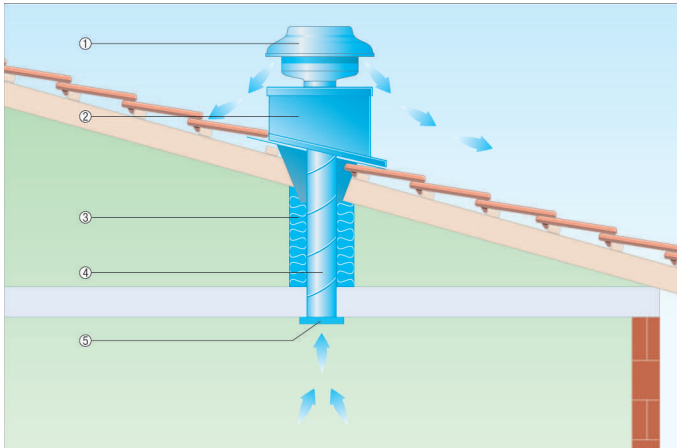


- ① EHD centrifugal roof fan
- ② Folded spiral-seams duct
- ③ Disk valve (e.g. TK, TM, TFA, TB) or internal grille (e.g. AZE, ESG)

## EHD 25

### EHD roof fan for air extraction from small halls

■ The air quality in waiting rooms and storage rooms is often bad. The EHD roof fan can extract the air from such rooms through a short exhaust air duct. Supply air flows in through a corresponding supply air opening. A permanent exchange of air is therefore ensured.



- ① EHD mini centrifugal roof fan
- ② Roof socket
- ③ Insulation
- ④ Folded spiral-seams duct
- ⑤ Disk valve (e.g. TK, TM, TFA, TB) or internal grille (e.g. AZE, ESG)

### EHD roof fan for lightweight design

Due to its low weight and extremely compact dimensions, the EHD mini roof fan is particularly well suited to use on roofs with a limited load bearing capacity. This includes summer houses, garages, greenhouses etc.



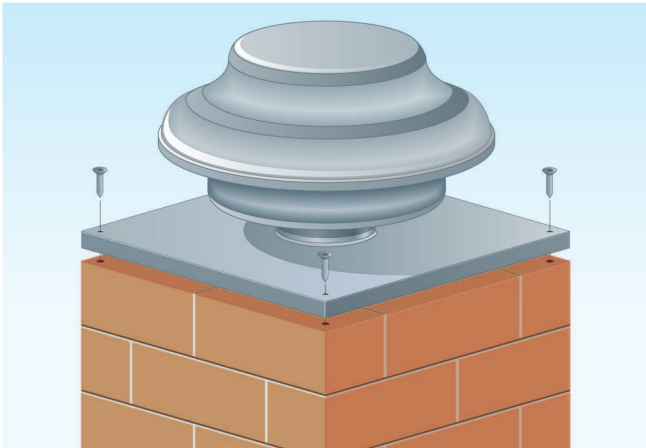
- ① EHD centrifugal roof fan
- ② Insulation
- ③ Folded spiral-seams duct
- ④ Disk valve (e.g. TK, TM, TFA, TB) or internal grille (e.g. AZE, ESG)

### Installation with socket

The EHD roof fan can be easily fitted on the exhaust air channel using the integrated base. This gives the EHD a very sturdy base from which it can easily withstand wind and storms.

# INSTALLATION INSTRUCTIONS

## EHD 25



### Installation directly on folded spiral-seams duct

The EHD centrifugal roof fan can also be secured directly onto a duct. An extra socket is not then needed. It is installed quickly and easily using clips or screws.

