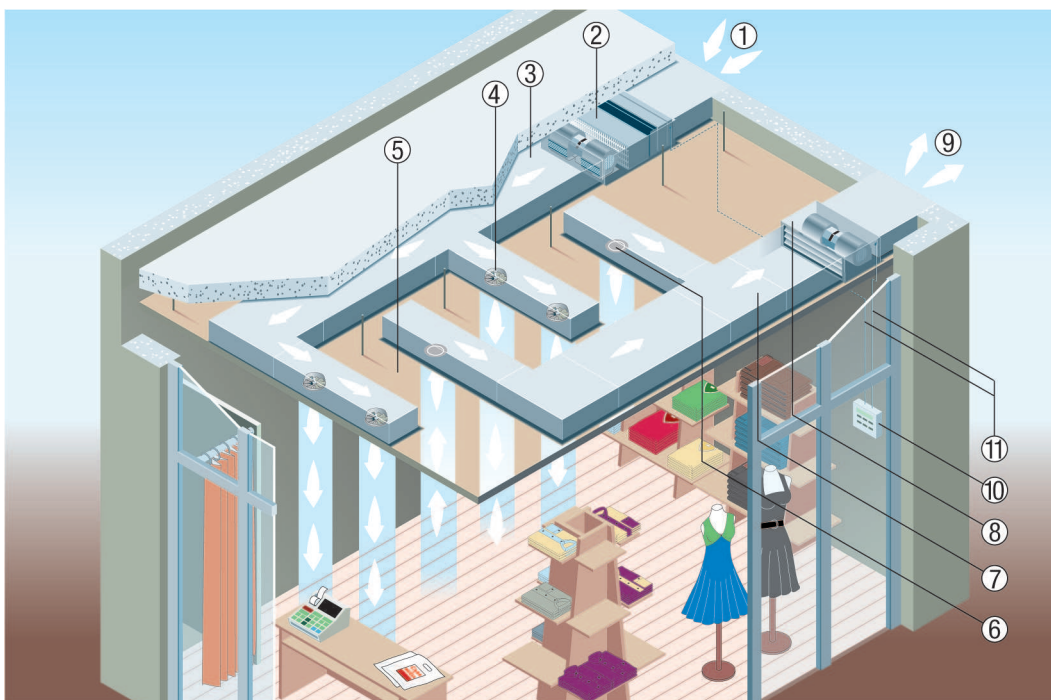


KFD 6030-A

Supply and exhaust air with the KFD / KFR Flatboxes

- The KFD and KFR Flatboxes are suited to all locations offering little space for a ventilation system. Their low mounting height means that they fit easily in suspended ceilings. This allows the supply and exhaust air ducts to be fitted with ease. Real show-stopper: shutter, air filter, air heater and even a cooling register are already integrated in the supply air unit. This saves you space and from having to fit and buy more components. You simply have to buy a sound absorber and if necessary add to this.
- In the example shown, a sound-insulated KFR-K Flatbox with cooling register is supplying a shop with supply air. The air inlets and outlets are spread over the entire ceiling such that the room receives optimum cross-ventilation. The KFR-A Flatbox then removes the exhaust air to the outside via the exhaust air system. Both Flatboxes are controlled by a joint control. This means that the two units are ideally matched at all times.



- ① Outside air
- ② KFR-K Flatbox for supply air
- ③ Supply air channel system
- ④ Supply air opening
- ⑤ Suspended ceiling
- ⑥ Exhaust air opening
- ⑦ Exhaust air channel system
- ⑧ KFR-A Flatbox for exhaust air
- ⑨ Outgoing air
- ⑩ Joint control for KFR-K and KFR-A
- ⑪ Control cables

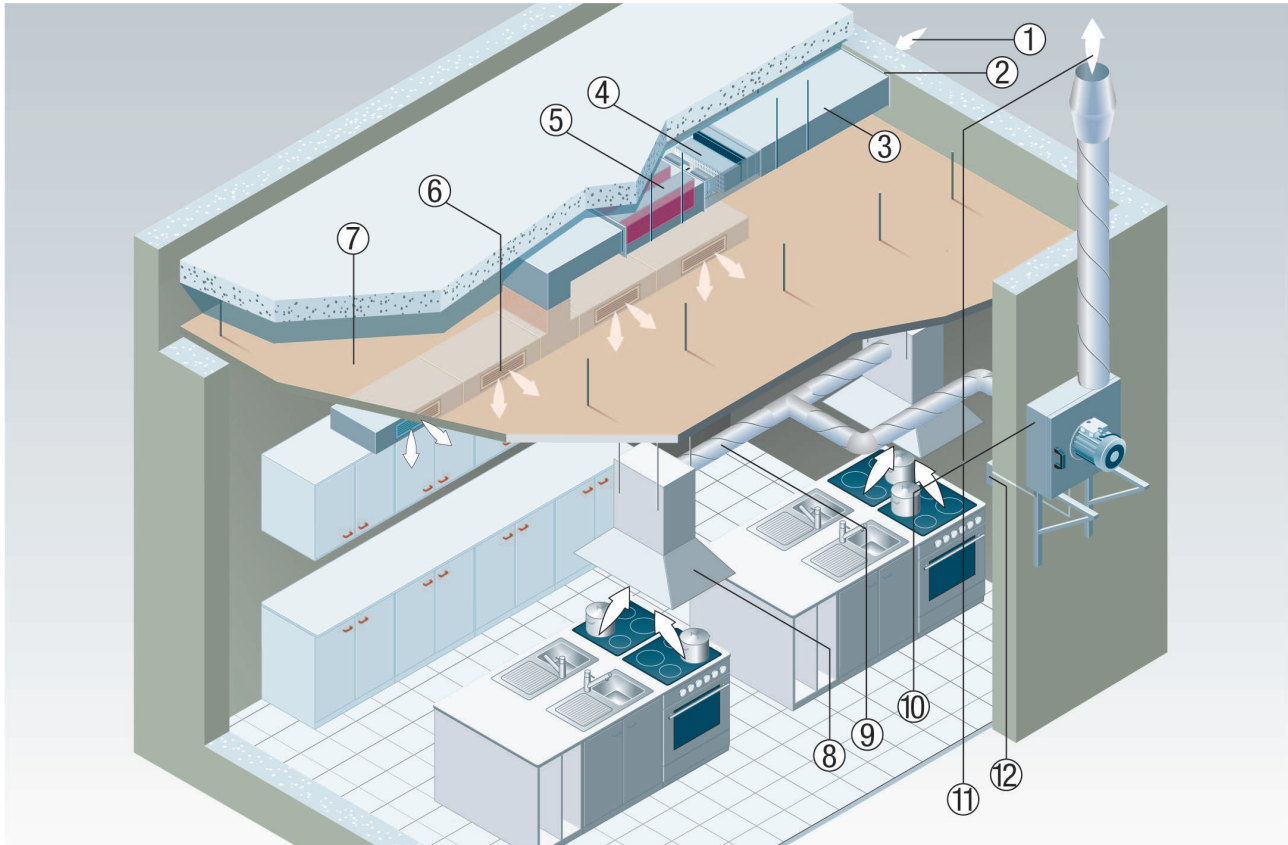
Ventilation and air extraction of large kitchen using channel fan and kitchen exhaust air box

- In situations where there is little space available for the ventilation system, the DPK EC and DSK EC (sound-insulated) duct fans are ideal for installing in suspended ceilings, for example. Its low mounting height means that it fits easily in suspended ceilings. This allows the ventilation ducts to be fitted with ease.
- And the EKR-2 kitchen exhaust air box is the right choice of fan for places where hot and greasy air needs extracting from large kitchens in commerce or schools. The external motor, which is therefore not in the air flow, is not sensitive to hot, greasy or contaminated air flows.

INSTALLATION INSTRUCTIONS

KFD 6030-A

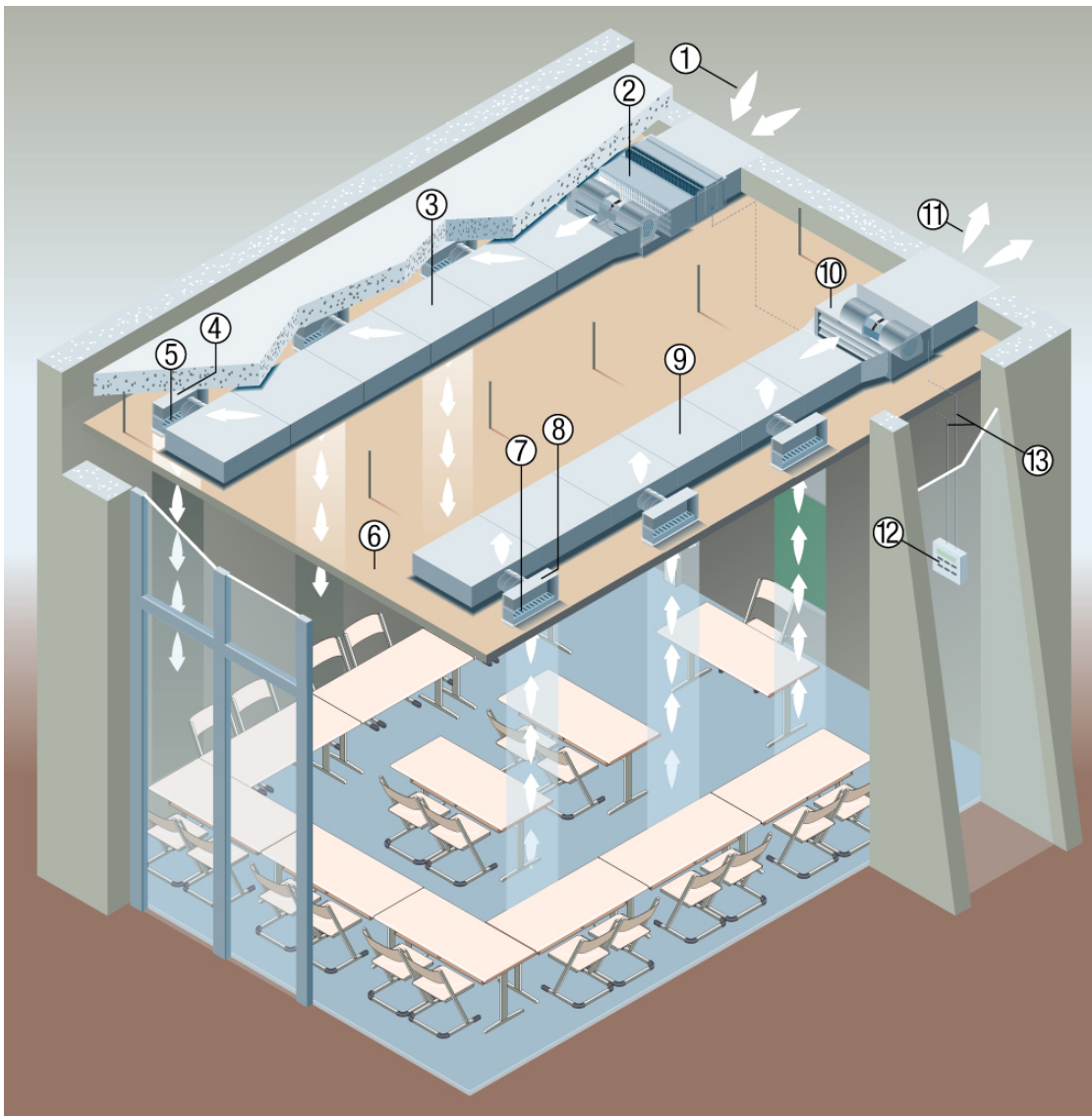
- In the example shown, a channel fan is supplying a kitchen with supply air.
- Air filter, sound absorber and electric air heater round off the supply air pipe. The supply air is blown in close to the ceiling and spread throughout the room.
- The exhaust air is extracted by range hoods above the cooking areas. The air inlets and air outlets are distributed such that the room receives optimum cross-ventilation. The EKR-2 kitchen exhaust air box then removes the outgoing air outdoors via a duct system. The volume of air extracted by the kitchen exhaust air box can be set using a control unit as necessary.



- ① Outside air
- ② External grille
- ③ Channel system supply air
- ④ Channel fan DPK EC / DSK EC (sound-insulated)
- ⑤ KSP channel sound insulation
- ⑥ Supply air opening
- ⑦ suspended ceiling
- ⑧ range hood
- ⑨ Channel system exhaust air
- ⑩ EKR-2 kitchen exhaust air box
- ⑪ Exhaust air
- ⑫ Control for supply and exhaust air

Air extraction from and ventilation of classrooms

- In the example shown, a sound-insulated KFR-K Flatbox with cooling register is supplying a classroom with supply air. The air inlets and outlets are spread over the entire ceiling such that the room receives optimum cross-ventilation. The KFR-A Flatbox then removes the exhaust air to the outside via the exhaust air system. Both Flatboxes are controlled by a joint control. This means that the two units are ideally matched at all times.



- ① Outside air
- ② KFR-K Flatbox for supply air
- ③ Supply air channel system
- ④ EK installation box
- ⑤ Internal grille
- ⑥ Suspended ceiling
- ⑦ Internal grille
- ⑧ EK installation box
- ⑨ Exhaust air channel system
- ⑩ KFR-A Flatbox for exhaust air
- ⑪ Outgoing air
- ⑫ Joint control for KFR-K and KFR-A
- ⑬ Control cables

Control unit

Separate control unit and 10 m control cable included in scope of delivery.

Room temperature sensor integrated in the control unit.

Selectable room or supply air control.

Function keys for:

- Unit on / off

INSTALLATION INSTRUCTIONS



KFD 6030-A

- Fan speed control
- Increase/reduce setpoint temperature
- Switching between automatic and manual operation
- Display of:
 - Speed
 - Setpoint and supply air temperature
 - Operation/fault with error code
 - Electronic filter monitoring with filter change warning displayed on the operator unit.
 - With output for controlling a separate shutter.

