

ECA 150 ipro KRCH

Information about how the MAICOsmart ventilation system works

Deployment criteria / standards

- The MAICOsmart radio-controlled ventilation solution is a very simple way of providing rooms of up to 140 m³ with fresh air.
- It goes without saying that MAICOsmart satisfies the ventilation requirements of DIN 1946-6.
- By installing the ER 100 RC fan, the system can additionally be integrated in existing systems in accordance with DIN 18017-3.

MAICOsmart components

- The MAICOsmart ventilation system comprises at least one fan and up to a maximum of three fans, depending on apartment size and requirements (DIN 1946-6), a central room air control and outside air openings. The number of outside air openings is determined depending on the total area volume.
- It can be extended using optional accessories such as the radio switch or window contact.
- The following fans are available for the wireless-based MAICOsmart exhaust air system: ECA 100 ipro RC small room fan, ECA 100 ipro RCH small room fan, ER 100 RC single-duct fan.

Mode of operation

The exhaust air system is controlled through the RLS RC room air control and the optional DS RC radio switch. The setting of the ventilation levels for the individual fans (master/slave) is done automatically after selecting the desired system levels on the RLS RC. In this way, the exhaust air areas are efficiently ventilated. The fresh outside air flows draught-free and filtered into the living areas through the outside air openings. An adjustable holiday mode setting can be used to guarantee humidity protection in the apartment during longer periods of absence that activates the unit interval operation.

red - supply air

yellow - exhaust air

green - outside air

orange - outgoing air

Fresh air in living spaces thanks to the MAICOsmart wireless exhaust air system

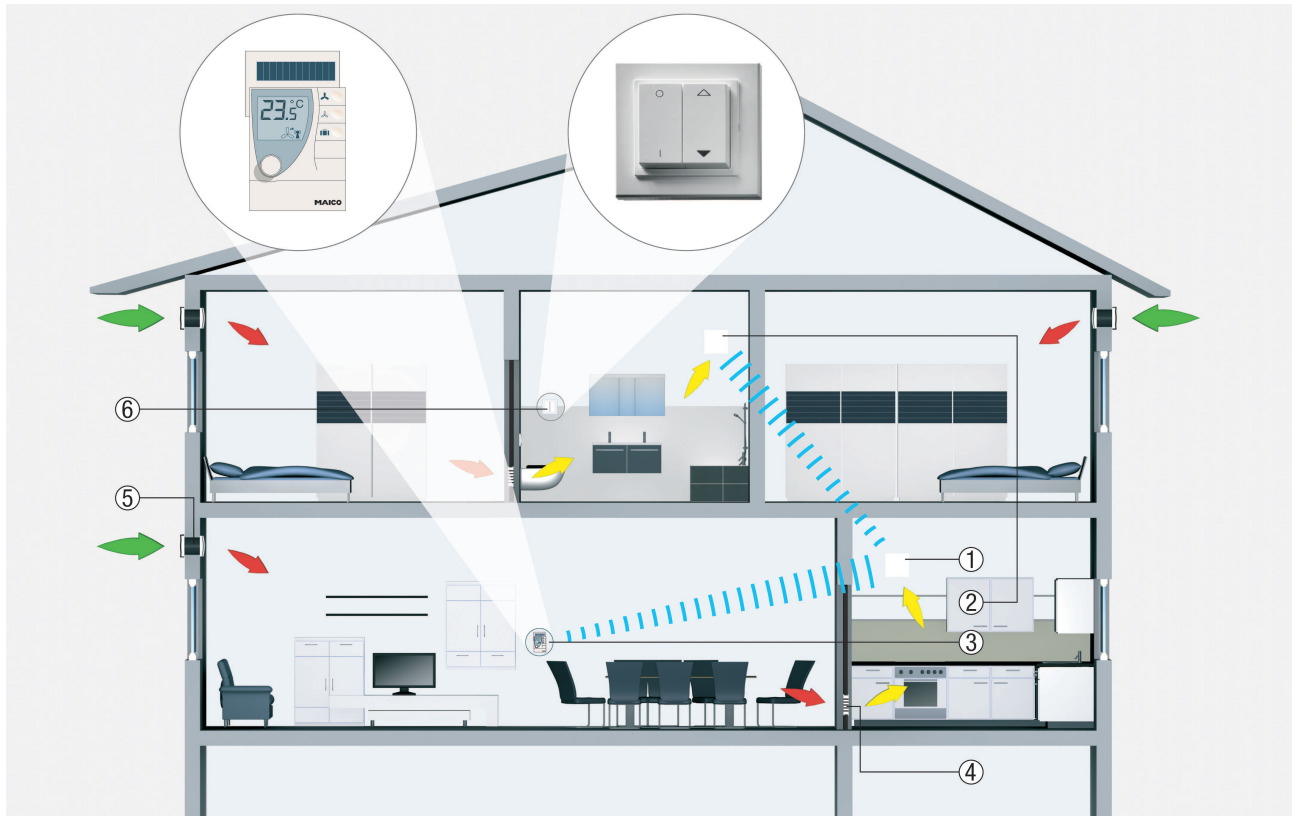
- Depending on the type of construction project, you can select from two fan types with the MAICOsmart system. A small room fan and a single-duct fan for DIN 18017-3 applications.

ECA 100 ipro

- The ECA small room fan is the preferred choice for air extraction directly through the external wall or with a short duct network of up to max. 5 m. The ECA 100 ipro is available in the following radio variants:
 - ECA 100 ipro RC: With integrated radio receiver.
 - ECA 100 ipro RCH: With integrated radio receiver and 2-stage fully automatic humidity control.

FUNCTIONAL DESCRIPTION

ECA 150 ipro KRCH

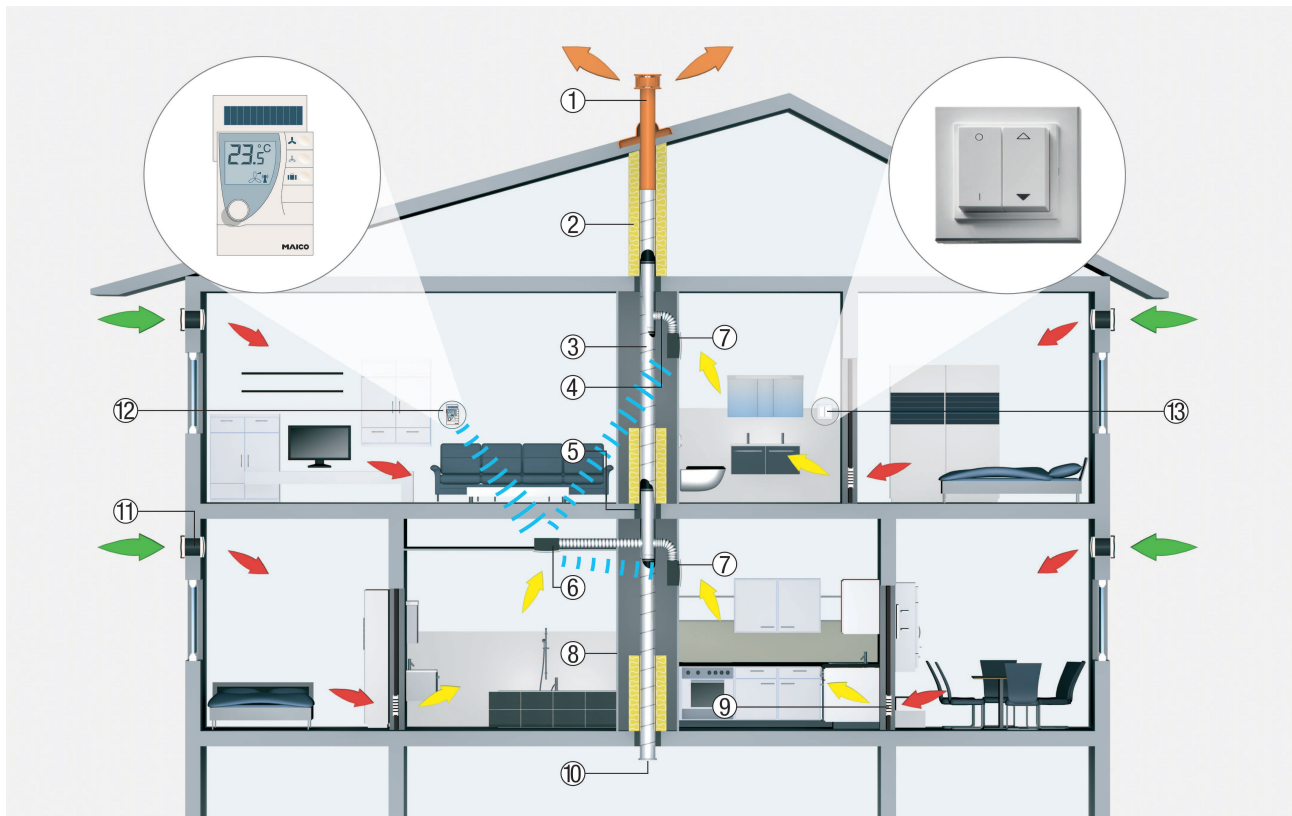


- ① ECA 100 ipro RC fan (master)
- ② ECA 100 ipro RC fan (slave)
- ③ RLS RC room air control
- ④ MLK door ventilation grille
- ⑤ ALD outside air opening
- ⑥ DS RC radio switch

ER

- The ER single-duct fan is mainly used in systems according to DIN 18017-3 or if greater system resistance has to be overcome. With this type of fan, several apartments and rooms are typically connected to one shared main duct.

ECA 150 ipro KRCH



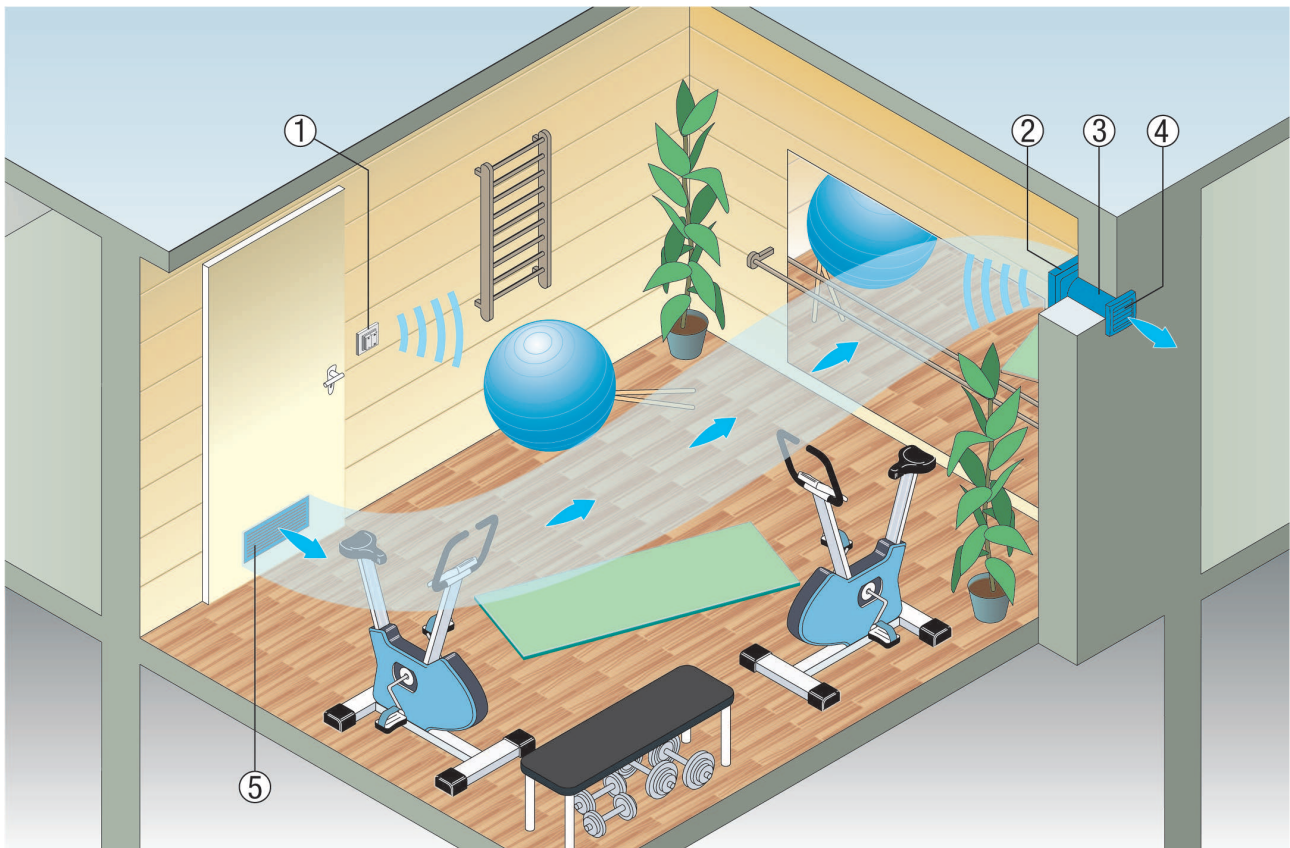
- ① Roof cowl
- ② Insulation (fire protection and prevention of condensate forming)
- ③ Main duct
- ④ Connecting duct
- ⑤ Ceiling compound
- ⑥ ER 100 RC fan (master)
- ⑦ ER 100 RC fan (slave)
- ⑧ Ventilation or installation shaft
- ⑨ MLK door ventilation grille
- ⑩ Cleaning opening, end lid
- ⑪ ALD outside air opening
- ⑫ RLS RC room air control
- ⑬ DS RC radio switch

ECA 150 ipro

- The ECA 150 ipro small room fan is the preferred choice for air extraction from rooms such as small fitness rooms, changing rooms, laundry rooms or garages and workshops.
- Notice: A combination of ECA 150 ipro RC/RCH/KRC/KRCH with ECA 100 ipro RC/RCH or ER 100 RC is not possible.

FUNCTIONAL DESCRIPTION

ECA 150 ipro KRCH



- ① DS RC radio switch
- ② ECA 150 ipro small room fan
- ③ WH 150 wall sleeve
- ④ AP 150 shutter
- ⑤ MLK door ventilation grille