

## ER-AH

### Layout example for decentralised air extraction in accordance with DIN 18017-3

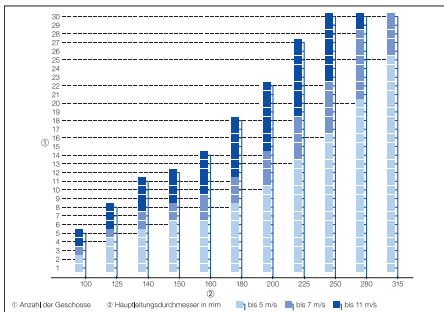
#### Assumption:

- Fans with 60 m<sup>3</sup>/h in the connecting duct.
- 2 fans per complete floor.
- Building with 11 floors.

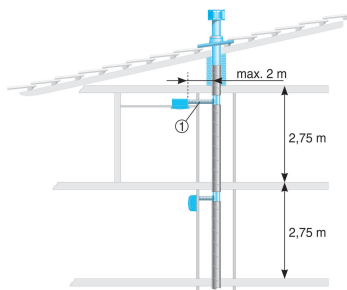
#### Procedure:

- On the diagram (for 2 fans per floor each with 60 m<sup>3</sup>/h), read the "11 floors" Y-axis - the associated main duct must have a diameter of 225 mm.

#### ER 60, one unit per complete floor\*

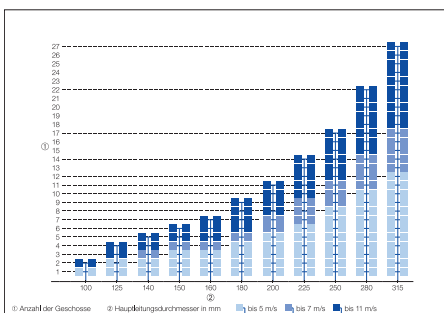


- ① Number of floors
- ② Main duct diameter in mm



- ① a maximum of 2 elbows

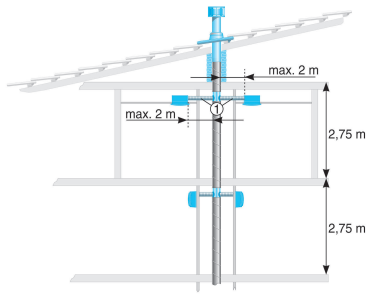
#### ER 60, two units per complete floor\*



- ① Number of floors
- ② Main duct diameter in mm

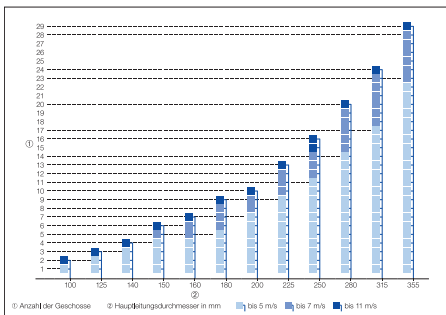
# PLANNING INSTRUCTIONS

## ER-AH



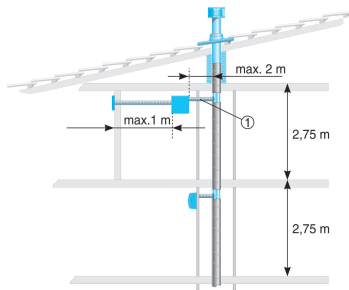
① a maximum of 2 elbows

## ER 100, one unit per complete floor\*



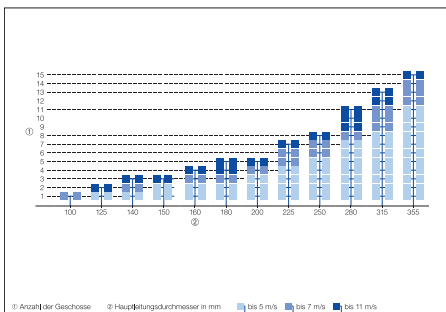
① Number of floors

② Main duct diameter in mm



① a maximum of 2 elbows

## ER 100, two units per complete floor\*

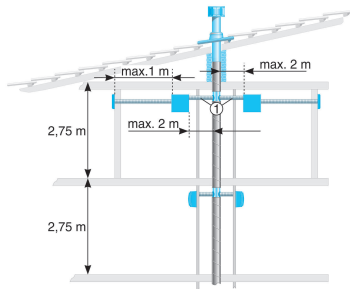


① Number of floors

② Main duct diameter in mm

# PLANNING INSTRUCTIONS

## ER-AH



① a maximum of 2 elbows

\*Configuration with a coincidence factor of 100 %.

### Please note:

- The selection diagrams above do not apply to the Centro centralised ventilation system. Please note separate planning instructions.
- In the event of more stringent acoustic requirements, note flow velocities.