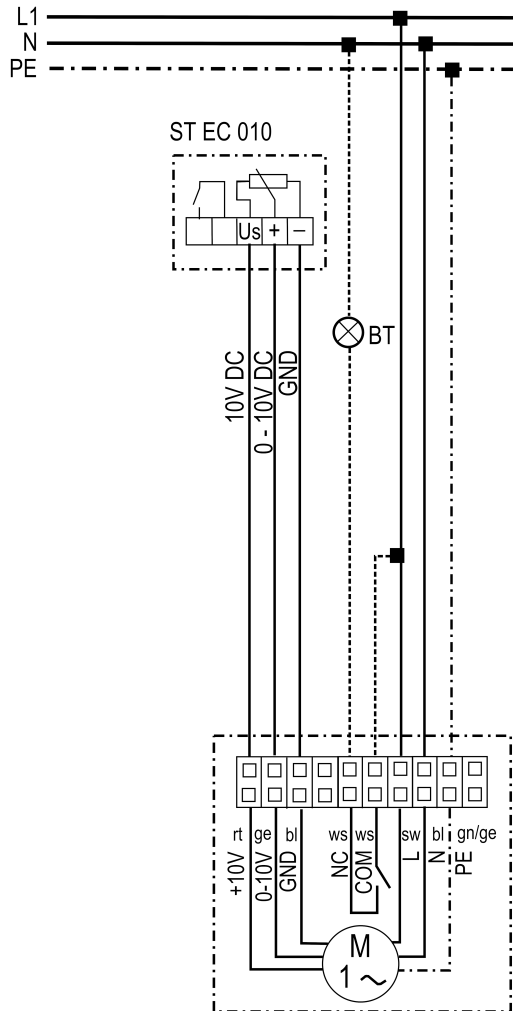


# WIRING DIAGRAM

## DRD 31 EC

DRD 31 EC, DRD 40 EC and DRD 50 EC roof fans with ST EC 010 potentiometer

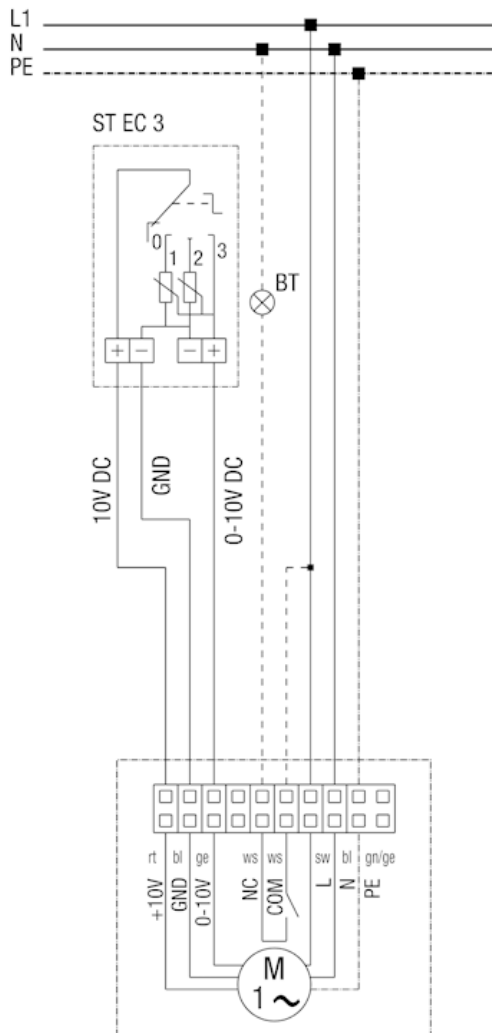


Fuse and main switch provided by customer  
BT - Operation

# WIRING DIAGRAM

## DRD 31 EC

DRD 31 EC, DRD 40 EC and DRD 50 EC roof fans with ST EC 3 potentiometer



Fuse and main switch provided by customer

Levels 1 - 3 up to 7 V DC

Levels 2 - 5 up to 9 V DC

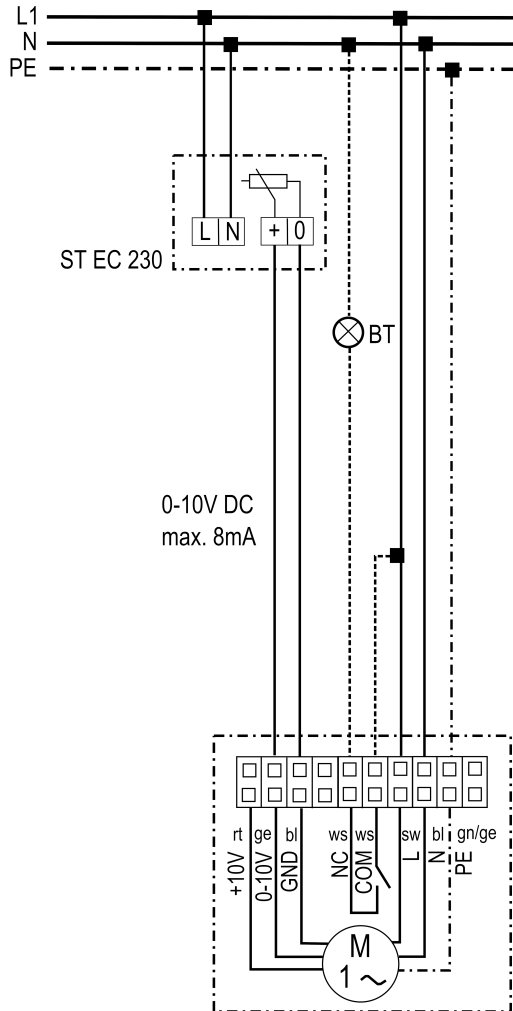
Level 3 - 10 V DC

BT - Operation

# WIRING DIAGRAM

## DRD 31 EC

DRD 31 EC, DRD 40 EC and DRD 50 EC roof fans with ST EC 230 potentiometer



Fuse and main switch provided by customer  
BT - Operation