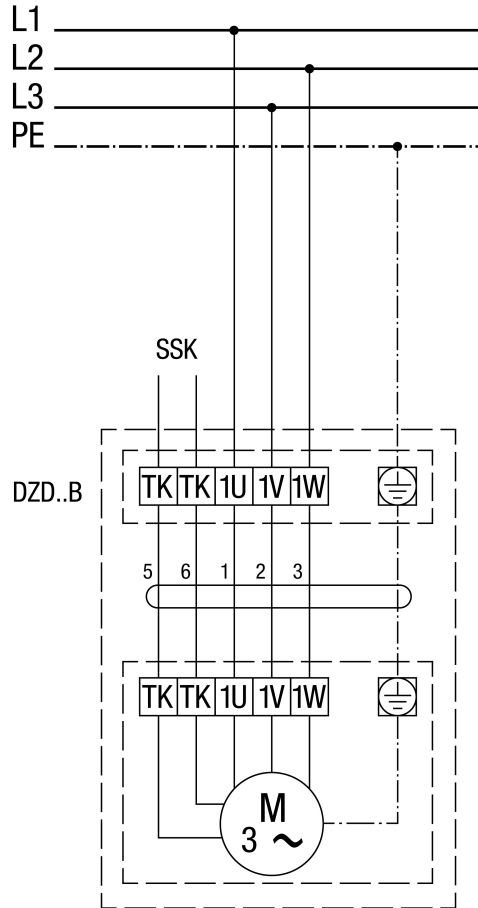


# WIRING DIAGRAM

## DZD 50/4 B



DZD ..B left-hand operation (air extraction) = standard

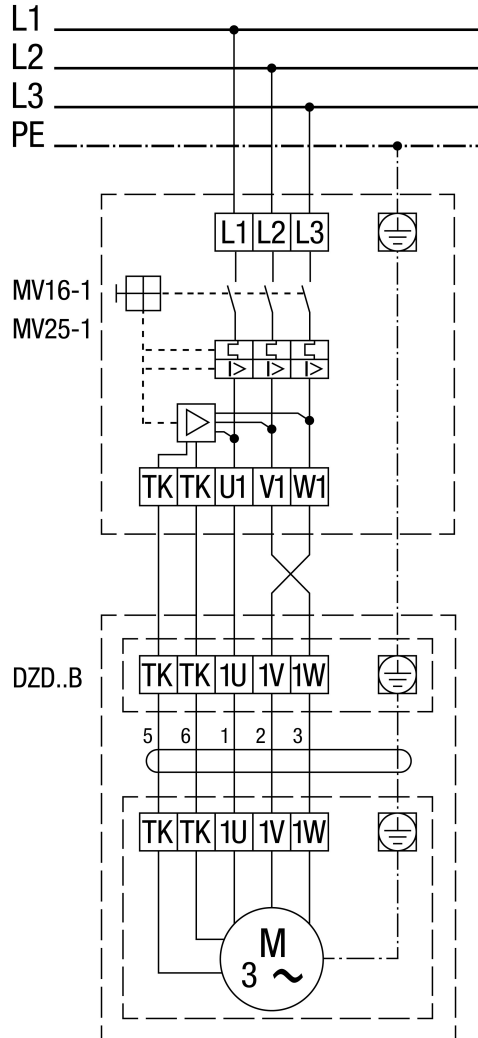


1 speed  
SSK - control circuit  
For right-hand operation, swap 2 phases on fan connection.

# WIRING DIAGRAM

## DZD 50/4 B

### DZD .. B with MV 16-1/MV 25-1 motor protection switch



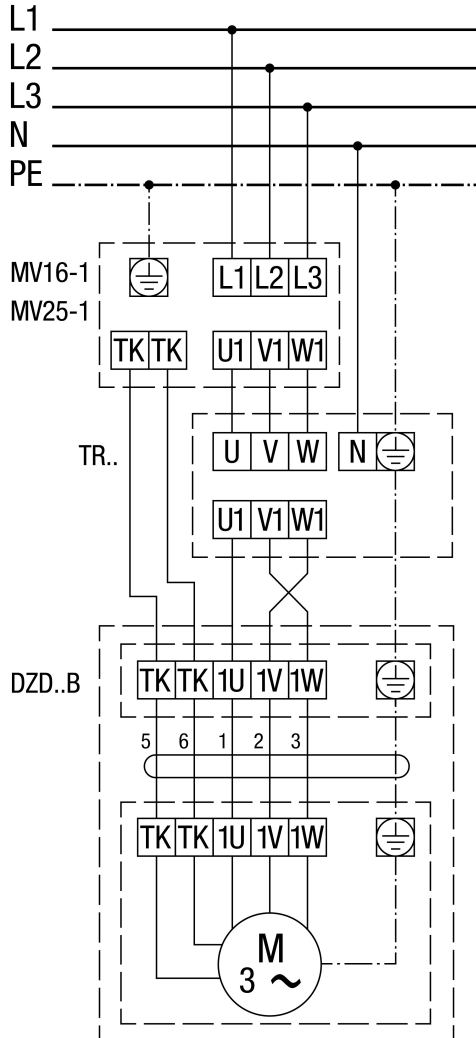
Left-hand operation (air extraction) = standard  
 For right-hand operation, swap 2 phases on fan connection.

# WIRING DIAGRAM

## DZD 50/4 B



DZD ..B with TR.. 5-step transformer and MV 16-1/MV 25-1 motor protection switch



Left-hand operation (air extraction) = standard  
For right-hand operation, swap 2 phases on fan connection.