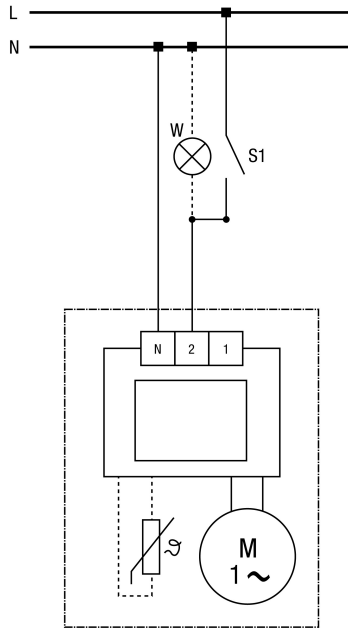


# WIRING DIAGRAM

## ECA 100 ipro



ECA 100 ipro, ECA 100 ipro K - Level 1 (78 m<sup>3</sup>/h)

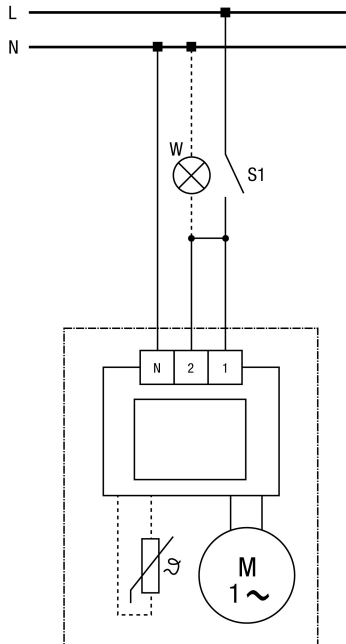


# WIRING DIAGRAM

## ECA 100 ipro



ECA 100 ipro, ECA 100 ipro K - Level 2 (92 m<sup>3</sup>/h)

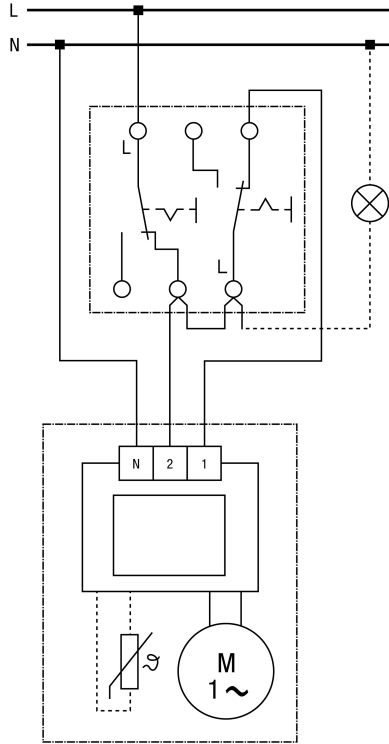


# WIRING DIAGRAM



## ECA 100 ipro

### ECA 100 ipro, ECA 100 ipro K - Connection with a double switch

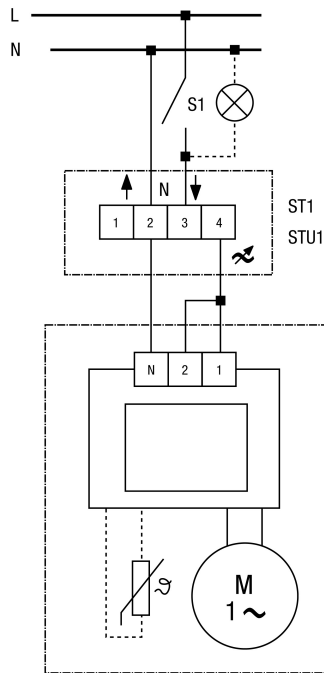


# WIRING DIAGRAM

## ECA 100 ipro



### ECA 100 ipro, ECA 100 ipro K with ST1/STU 1 speed controller



S1 - Switch: On / Off

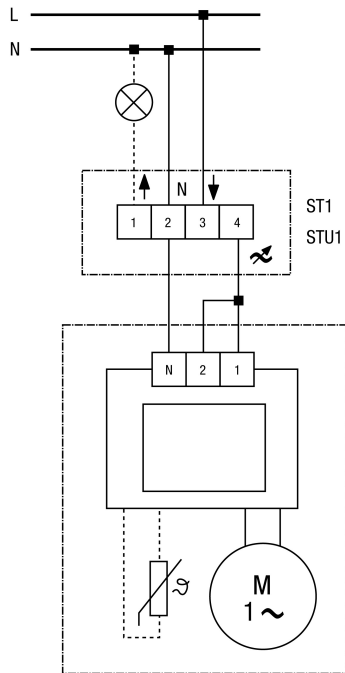
ST 1 - Speed controller (AP)

STU 1 - Speed controller (UP)

# WIRING DIAGRAM

## ECA 100 ipro

### ECA 100 ipro, ECA 100 ipro K with ST1/STU 1 speed controller



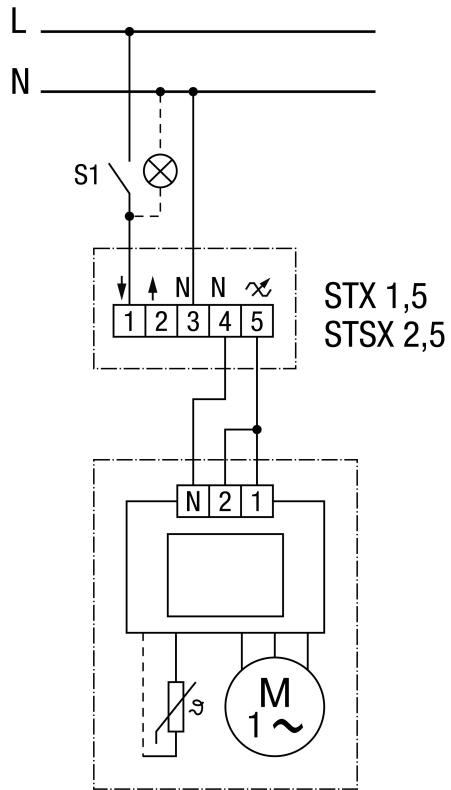
ST 1 - Speed controller (AP)  
STU 1 - Speed controller (UP)

---

# WIRING DIAGRAM

## ECA 100 ipro

ECA 100 ipro, ECA 100 ipro K with STX/STSX speed controller



# WIRING DIAGRAM

## ECA 100 ipro

ECA 100 ipro, ECA 100 ipro K with STX/STSX speed controller

