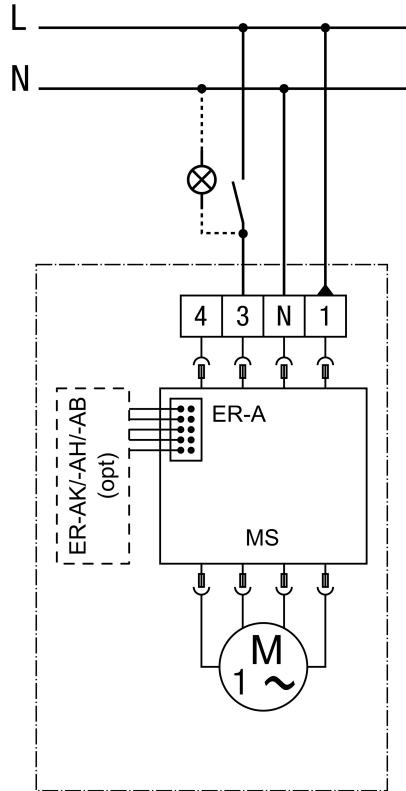


WIRING DIAGRAM

ER-AK

Connection variant 1, full load for ER-A, ER-AK, ER-AH, ER-AB



opt - optional

MS - motor control

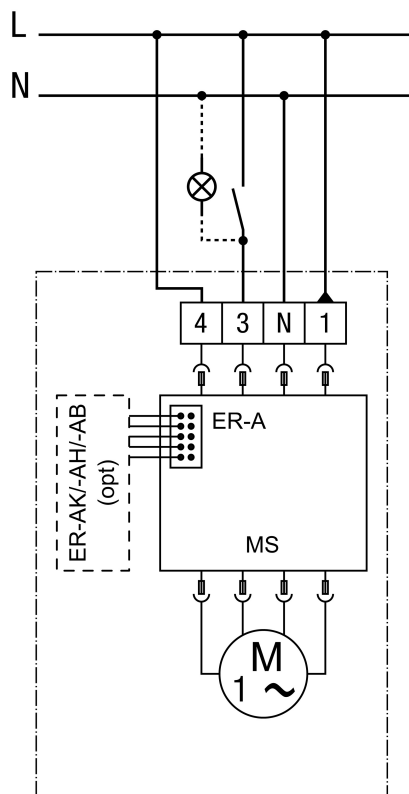
Full load can be switched, no base load operation

Connection is made in the housing

WIRING DIAGRAM

ER-AK

Connection variant 2, base load/full load for ER-A, ER-AK, ER-AH, ER-AB



opt - optional

MS - motor control

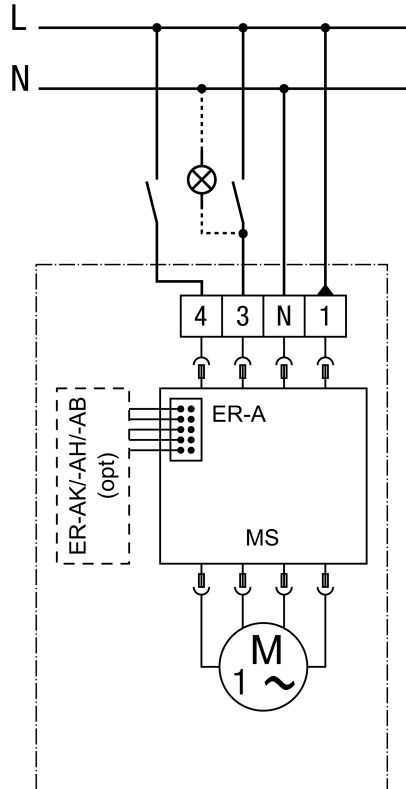
Full load can be switched with permanent base load

Connection is made in the housing

WIRING DIAGRAM

ER-AK

Connection variant 3, base load/full load for ER-A, ER-AK, ER-AH, ER-AB



opt - optional

MS - motor control

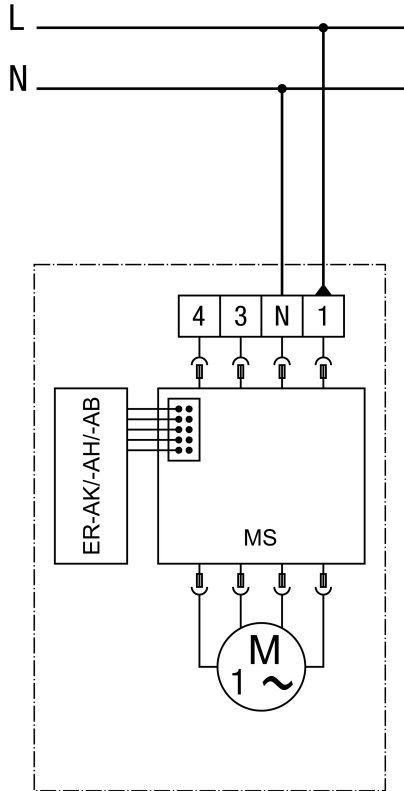
Base and full load can be switched

Connection is made in the housing

WIRING DIAGRAM

ER-AK

Connection variant for interval, humidity, movement for ER-AK, ER-AH, ER-AB



MS - motor control
Connection is made in the housing
