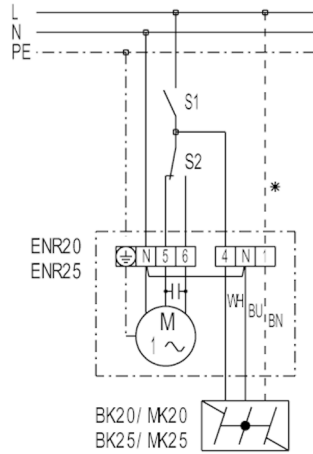


MK 25

ENR 20, ENR 25, ENR 31 with on/off switch and three-position switch



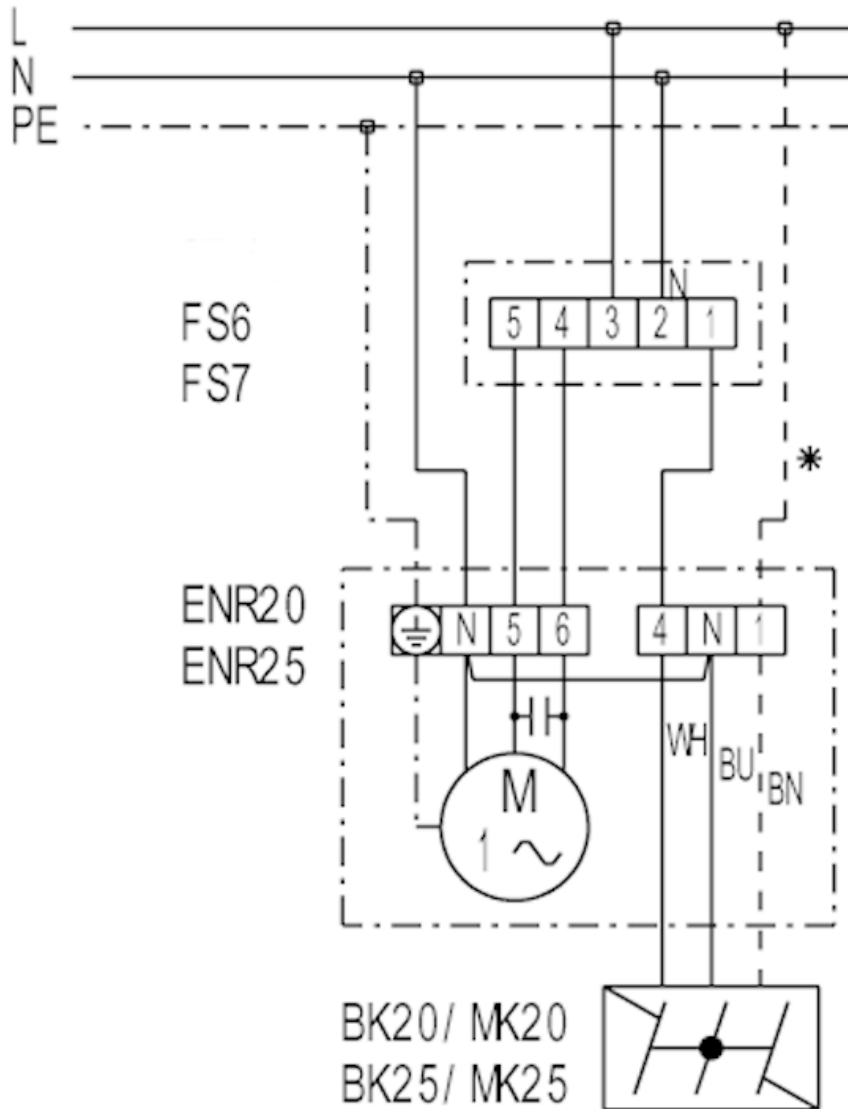
- S1 - On / Off
- S2 - Switching between air extraction and ventilation
- Terminal 5 - Air extraction
- Terminal 6 - Ventilation
- * - duct only for MK... shutter

WIRING DIAGRAM

MK 25



ENR 20, ENR 25, ENR 31 with FS 6, FS 7 reversing switch



FS 6 - Step switch for (2-speed, air extraction or ventilation)

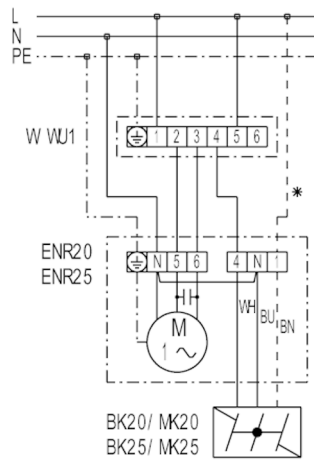
FS 7 - Reversing switch (air extraction or ventilation)

* - duct only for MK... shutter

WIRING DIAGRAM

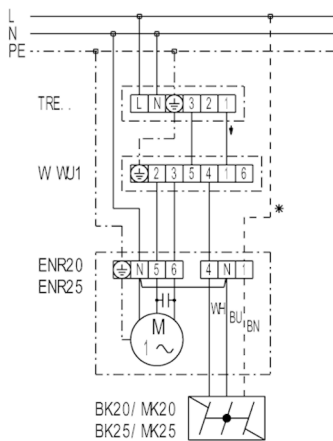
MK 25

ENR 20, ENR 25, ENR 31 with W 1, WU 1 reversing switch



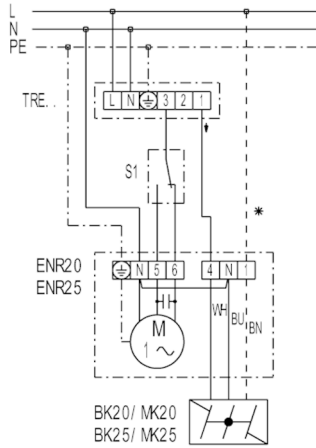
- W 1 - Reversing switch (air extraction or ventilation), surface-mounted
- WU 1 - Reversing switch (air extraction or ventilation), recessed-mounted
- * - duct only for MK... shutter

ENR 20, ENR 25, ENR 31 with TRE 5-step switch and W 1, WU 1 reversing switch



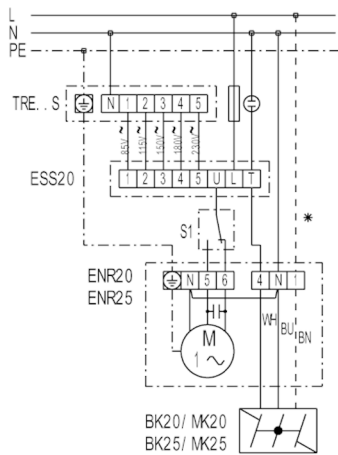
- TRE - 5-step transformer (on/off, 5-speed)
- W 1 - Reversing switch (air extraction or ventilation), surface-mounted
- WU 1 - Reversing switch (air extraction or ventilation), recessed-mounted
- * - duct only for MK... shutter

ENR 20, ENR 25, ENR 31 with TRE 5-step transformer and three-position switch



- TRE - 5-step transformer (on/off, 5-speed)
- S1 - Reversing switch (air extraction or ventilation)
- * - duct only for MK... shutter

ENR 20, ENR 25, ENR 31 with TRE..S 5-step transformer and ESS 20 5-step switch.



- TRE - 5-step transformer, control cabinet installation
- ESS 20 - 5-step switch (on/off, 5-speed)
- S1 - Reversing switch (air extraction or ventilation)
- * - duct only for MK... shutter